



Operating diagram

- 1 - Side brush
- 2 - Vacuum on side brushes (RCM patent)
- 3 - Main brush
- 4 - Hopper
- 5 - Filters
- 6 - Vacuum fan
- 7 - Dust filter shaker
- 8 - Dust conveyor (optional)

OTTO



Indefatigable
against the dirt

OTTO

Don't be taken in simply by appearances: **OTTO**, the new **RCM** high-dump sweeper, is small and not bulky but, at the same time, **it's strong and reliable as all the bigger ride-on machines**. Just try it in the heaviest working conditions and you will discover the **big value** of this small sweeper.



www.rcm.it

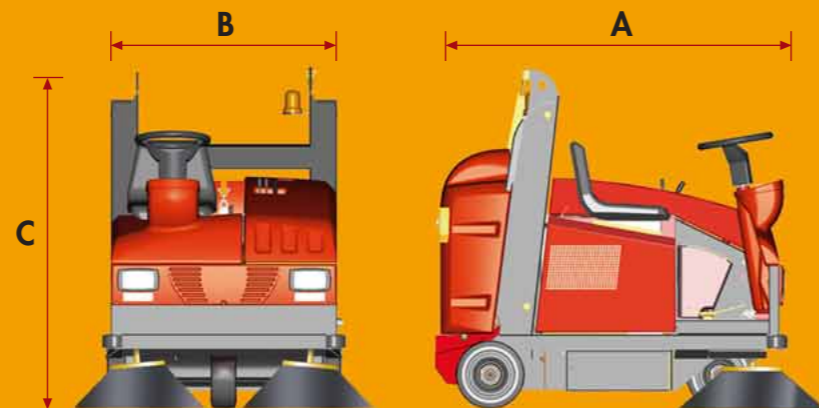


Aspiratore asportabile

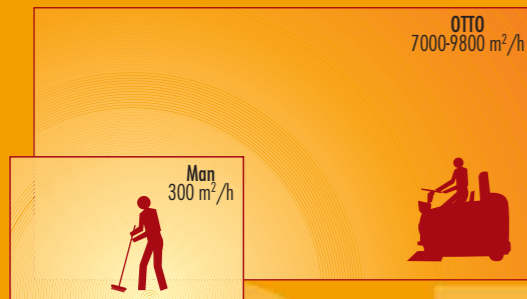
The battery version can be fitted with a powerful vacuum cleaner for cleaning inaccessible areas up to 5 meters from the machines.

Optional

- 1 - Left side brush
- 2 - Dust conveyor
- 3 - Overhead guard
- 4 - LPG conversion
- 5 - Road use permission kit



Hourly cleaning performance



Dimensions

	A	B	C
E	1640	1070	1500
D	1640	1070	1500
H	1640	1070	1500
H top	1640	1070	1500



RCM S.p.A.
via Tiraboschi, 4 - 41041 Casinalbo
Modena - Italy - Tel. +39 059 515 311
Fax +39 059 510 783
www.rcm.it - info@rcm.it



Click on www.rcm.it to discover immediately how you can save on your cleaning costs!



OTTO



DUST BUSTER vacuum system (RCM patent)

The DUST BUSTER vacuum on the side brushes is unique to RCM sweepers and eliminates dust caused by the side brushes, increasing cleaning performance and operator comfort and safety.



Large filter capacity

The six cartridge filters allow to work in dusty environment for longer between stops, therefore saving time.

Large capacity hopper with hydraulic lift

up to 155 cm height. Totally hydraulic controls allow operator to empty the hopper without any fatigue from driving seat.



Vacuum on the hopper

Removes dust raised during hopper emptying that could be harmful to the operator and prevent dust entering the engine.

Large operator compartment.

Adjustable seat



Strong chassis

Reinforced steel chassis and pivoting side brushes give good protection from accidental impacts:



Easy maintenance

Large tilting covers give easy access to all the components.



Manoeuvrability

Compact dimensions give extra manoeuvrability and allow to turn with a 140 cm radius only.

Technical features

		E	D	H	H top
Hourly cleaning performance	mq/h	7000	9800	7000	9800
Cleaning width	mm	1400	1400	1400	1400
Hopper capacity	li	130	130	130	130
Dumping height	mm	1550	1550	1550	1550
Filter area	mq	6	6	6	6
Overall power	hp/kW	3.8/2.8	6.8/5	6.5/4.8	9/6.6
Feed		battery	diesel	petrol	petrol
Battery	V-Ah	36/320	36/320	36/320	36/320
Vacuum on side brushes (Patent)		standard	standard	standard	standard

Anti-shock polyethylene bonnets
suitable for hard working environments.


Super elastic tyres

Ergonomically designed controls
at hand reach.

Left side brush (optional)
increase cleaning path up to 140 cm width.

Excellent all around visibility

The driver seated at the front of the machine has excellent visibility ensuring safety and ease of operation. The front wheel steer gives excellent manoeuvrability and the operator can see both sides brushes whilst driving. In congested areas this is essential for safety especially when negotiated blind corners.



Indefatigable against the dirt